

## Specification Athen/Saba 5,00 x 3,00 x 1,45





With extra 50mm isolation bottom and sides:  YES  NO

Color of pool: \_\_\_\_\_

Install skimmers:   YES  NO      Lights:   YES  NO      Inlets:   YES  NO      Bottom Drains:   YES  NO

Other equipment: \_\_\_\_\_

**Symbols:**

-  Light
-  Skimmer
-  Inlet
-  Bottom drainer

Please mark below the placement of the equipment.  
Use the symbols on the left side.

**Measure from the centre of equipment to the edge of the pool.**  
Include height measurement (see example).

