
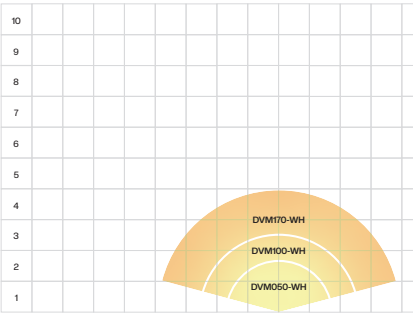
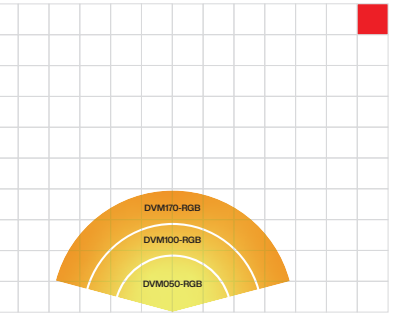

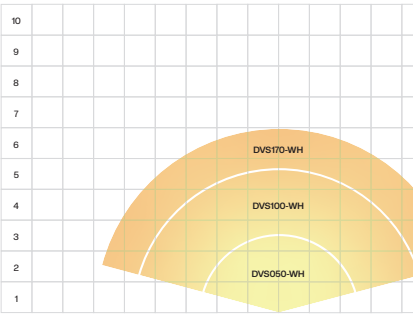
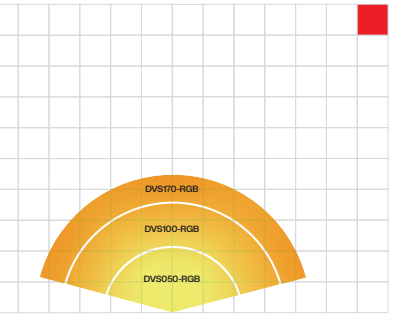

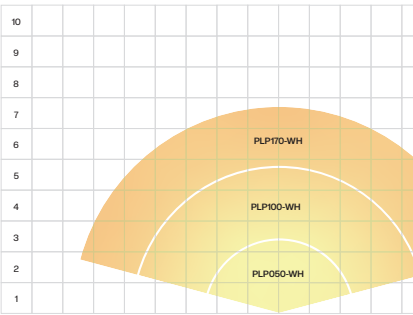
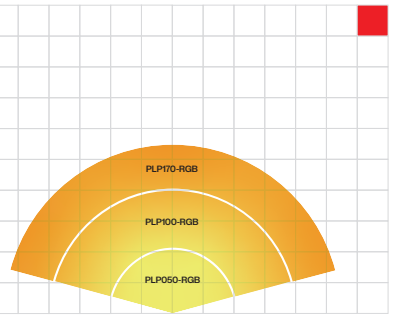

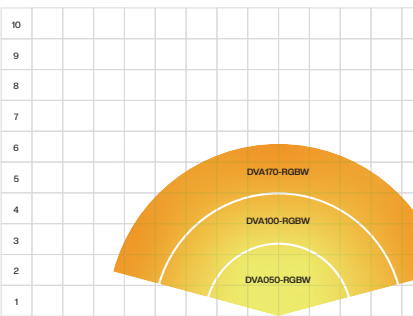


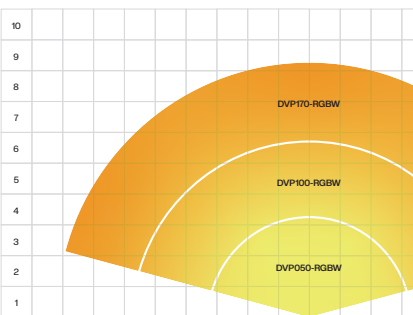



WHICH LAMP TYPE FITS YOUR POOL BEST?

| LAMP TYPE: | POOL ILLUMINATION AREA (m ²): | | PREFERRED DURALINK: | | | |
|---|---|--|---------------------|------------------------|------------------------|------------------------|
| <p>D34-121110</p>  <p>DVM VISION Spectra</p> <p>WH RGB</p> |  |  | <p>LINK Driver</p> | | | |
| <p>D34-121070</p>  <p>DVS VISION Spectra</p> <p>WH RGB</p> |  |  | | <p>LINK Controller</p> | | |
| <p>D34-121010</p>  <p>PLP VISION Adagio Pro</p> <p>WH RGB</p> |  |  | | | <p>LINK Controller</p> | |
| <p>D34-121095</p>  <p>DVA VISION Allegro</p> <p>RGBW</p> |  |  | | | | <p>LINK Controller</p> |
| <p>D34-121044</p>  <p>DVP VISION Pro</p> <p>RGBW</p> |  |  | | | | |