

**WATER TECH™**  
*"The pool invention people"*

**WATER TECH®**  
**VOLT**  
**FX-4<sup>Li</sup>**

**Operator's Manual**  
**Manuel de l'opérateur**  
**Manual del operador**

Manual do Operador  
Bedienungshandbuch  
Gebruikershandleiding  
Manuale dell'operatore

**Cordless Vacuum**  
**Aspirateur sans fil**  
**Aspiradora portátil**

Aspirador sem cabo de corrente  
Kabelloser Sauger  
Snoerloze stofzuiger  
Aspiratore senza fili



**UL** US  
**LISTED**  
WATER TECH™  
VOLT FX-4 Li  
E474779

**READ AND SAVE  
THESE INSTRUCTIONS**

**⚠ WARNING:** Read carefully and understand all safety warnings before operating. Failure to do so may result in serious personal injury.

**welldana®**



# IMPORTANT SAFETY INSTRUCTIONS



## SAVE THESE INSTRUCTIONS

WARNINGS AND USAGE INFORMATION



### WARNINGS

1. **Read carefully** and **understand** all safety warnings before using this appliance.
2. Do not attempt to operate if the cleaner or charger appear to be damaged in any way.
3. All cautions and warnings on the equipment should be noted.
4. Never allow children to operate this product. This is NOT a toy. Children should be supervised to ensure they do not play with this product.
5. Keep the cleaner and its accessories out of reach of children.
6. This cleaner is not intended for use by persons with reduced physical, sensory or mental capabilities, or lack of experience and knowledge, unless they have been given supervision or instruction concerning the use of the appliance by a person responsible for their safety.
7. **Charge indoor only.** Do not use or store the charger outdoors. Charge your cleaner in a clean, dry place and only with the charger provided. Do not use a charger supplied with any other appliance.
8. The warnings, cautions, and instruction discussed in this instruction manual cannot cover all possible conditions or situations that could occur. It must be understood, the operator should always exercise intensive caution and common sense when utilizing the cleaner.
9. Risk of electric shock. Do not expose to liquid, vapor or rain. Store cleaner in a clean dry place. Do not store in direct sunlight or expose to extreme temperatures.
10. Do not plug or unplug charger into a power source or the appliance with wet hands.
11. Do not operate this cleaner in the presence of flammable or combustible liquids.
12. Never service the cleaner while the unit is on or connected to the charger.
13. Installation work and electrical wiring must be done by qualified person(s) in accordance with all applicable codes and standards, including fire-rated construction.
14. Use only the charger supplied with the cleaner. Never carry the charger by its cord or disconnect it from an outlet by pulling on the cord.
15. For pluggable equipment, the socket-outlet shall be installed near the equipment and shall be easily accessible.
16. Keep proper footing and balance at all times when using the cleaner. Do not overreach.
17. Please disconnect this equipment from AC outlet before cleaning. Don't use liquid or sprayed detergent for cleaning. Use moisture sheet or cloth for cleaning.
18. This cleaner contains rechargeable batteries. Do not incinerate the battery as it will explode at high temperatures. Always dispose of batteries in accordance with local law.
19. Leaks from a battery may occur under extreme conditions. If battery liquid gets on the skin, wash immediately with water. If it gets in your eyes, immediately flush your eyes with a mild solution of baking soda and water, and seek medical attention.
20. Keep hair, loose fitting clothing and all body parts away from openings and moving parts of this cleaner.



### DANGER!

**TO REDUCE THE RISK OF FIRE OR ELECTRIC SHOCK, CAREFULLY FOLLOW THESE INSTRUCTIONS.** When using electrical products, read, understand and follow all the instructions stated in this manual.



### WARNING!

**DROWNING HAZARD.** This device produces suction. Risk of entrapment present. **DO NOT** use when bathers are present. Never permit children to use this product. Never permit persons who cannot swim to use this product to prevent the chance of drowning.



### DANGER!

**DO NOT ALLOW WATER OR OTHER HIGHLY CONDUCTIVE FLUIDS TO CONTACT THE CHARGER OR CHARGING JACK PRIOR TO OR WHILE CHARGING THE APPLIANCE.** Pool water is highly corrosive and will cause damage to the charger or charging jack and can cause short-circuit resulting in smoke, fire and/or serious personal injury. Make sure all surfaces of the charger and charging jack are dry and no water is present before charging the appliance.



### WARNING!

**RECHARGE ONLY WITH A CHARGER MANUFACTURED BY WATER TECH CERTIFIED FOR USE WITH THIS PRODUCT.** A charger suitable for one type of battery pack may create a risk of fire when used with another battery pack. **DO NOT** use an extension cord or power strip. Use only charger certified by Water Tech: LC099-2SK-US-EU.



### WARNING!




**This appliance contains batteries that are only replaceable by skilled persons.**

## USAGE INFORMATION








21. Use this product only for its intended purpose as described in this manual. Use only Water Tech accessories and filters.
22. This product is not intended for commercial use.
23. If the equipment is not in use for long time, disconnect the equipment from mains to avoid being damaged by transient over-voltage.
24. Never leave your cleaner in water when it is "OFF" or when it has run out of power.
25. Do not use your cleaner for pool openings; the cleaner is designed for routine maintenance of your pool or spa.
26. The cleaner is designed for underwater use in swimming pools or spas only. It is not an all purpose vacuum cleaner.
27. Submerge the cleaner in water immediately after turning the unit "ON" to prevent damage to the seal on the motor shaft. Failure to do so will shorten the life of the water seal and / or void the warranty.
28. Avoid picking up sharp objects as they may damage the filter. Keep all openings on the cleaner free of debris which may reduce water flow.
29. Do not place the cleaner or charger on or near hot surfaces.
30. For best results use the charger in locations where temperatures are between 50° F / 10°C and 100° F / 37.7° C.
31. For connection to a supply not in the U.S.A., use an attachment plug adapter of the proper configuration for the power outlet.

## SAFETY AND USAGE SYMBOLS


The following symbols and meanings are intended to explain the levels of risk associated with this product:

| SYMBOL   | SIGNAL          | MEANING  |
|--|-----------------|--|
|  | <b>WARNING!</b> | Indicates a hazardous situation, which, if not avoided, could result in death or serious injury. |
|  | <b>DANGER!</b>  | Indicates a hazardous situation, which, if not avoided, could result in death or serious injury. |
|  | <b>CAUTION!</b> | Indicates a hazardous situation, that, if not avoided, may result in minor or moderate injury.   |

The following symbols and meanings are intended help you operate the product better and safer. Please study them and learn their meanings.

| SYMBOL   | NAME                           | EXPLANATION   |
|--|--------------------------------|---|
|  | <b>SAFETY ALERT</b>            | Indicates a potential personal injury hazard. Basic precautions should always be followed when seeing this symbol.                    |
|  | <b>DO NOT GET WET</b>          | Indicates by NO MEANS water should touch the indicated part with this symbol. If not avoided, may result in minor or moderate injury. |
|  | <b>CHARGE FOR 4 FULL HOURS</b> | Indicates to charge product for the 4 complete hours.   |
|  | <b>BATTERY RECYCLE</b>         | Recycle batteries in accordance to local law.   |
|  | <b>DISPOSAL</b>                | Dispose any unwanted product in accordance to local law.  |
|  | <b>CE</b>                      | European Conformity.  |
|  | <b>RoHS</b>                    | Restriction of Hazardous Substances Compliance.   |

Model: 24050GL



(1) Vacuum Head  
Tête d'aspiration  
Cabezal de la aspiradora  
(P24X006)

(2) Nose Cap  
Embout  
Contenedor de desechos  
(P32X002)

(3) Multi Layer Filter Bag - for small debris  
Sac-filtre multi couche - pour les petits débris  
Bolsa de filtro de capas múltiples - para pequeños escombros  
(P30X022XF)

(4) Cleaner Body  
Corps de l'aspirateur  
Cuerpo de la limpiadora

(5) Motor Box  
Boîte à moteur  
Caja del motor  
(P20X003LIV2)

(6) Charger and EU Adapter  
Chargeur et l'adaptateur de l'UE  
Cargador y adaptador de la UE  
(LC099-2SK-US-EU)

(7) All Purpose Filter Bag - for large debris  
Tout usage sac de filtre - pour les gros débris  
Bolsa de todo propósito - para escombros grandes  
(P30X022AP)

**A** A.1 A.2 A.3

RED  
ROUGE  
ROJO


GREEN  
VERT  
VERDE

**B**

**C**

**D**

**OPTIONAL - NOT INCLUDED.  
FACULTATIF - NON INCLUS.  
OPCIONAL - NO INCLUIDO.**

**E****E.1**

**Push for ON / OFF.**

**Pousser pour MARCHÉ / ARRÊT.**


**Empuje para ENCENDIDO / APAGADO.**

**Empurre para LIGAR / DESLIGAR.**

**Drängen auf AN / AUS.**

**Druk op voor ANN / UIT.**

**Spingere per ACCESO / SPENTO.**

**E.2**

**Submerge immediately after pushing ON.**

**Submerger immédiatement après avoir appuyé sur MARCHÉ.**



**Sumerja inmediatamente después de presionar ENCENDIDO.**

**Submergir imediatamente após pressionar LIGAR.**

**Tauchen Sie sofort nach dem Drücken der AN.**

**Dompel onmiddellijk onder nadat u op ANN hebt gedrukt.**

**Immergere imediatamente dopo aver premuto ACCESO.**

**F****1.**

# Water Tech Corp. VOLT Vacuums

## Two Year Limited Pro-Rated Warranty

Two year limited warranty from original date of purchase with one year full.  
After the first year, the claimant shall pay ½ of the MSRP or List Price of the warranted component.

Water Tech Corp. ("WT") warrants this product, including supplied accessories against defects in material or workmanship to the original purchaser for the time periods as set forth above and below. Pursuant to this Limited Warranty WT will, at its option (i) repair the product to the original specifications or (ii) replace the product with a new or refurbished product. In the event of a defect, these are your exclusive remedies. For purposes of this Limited Warranty, "refurbished," means a product or part that has been return to its original specifications.

The VOLT battery powered Pool & Spa vacuums, for a period of one (1) year from the original date of purchase of the product, WT will, at its option, repair or replace with new or refurbished product or parts, any product or parts determined to be defective. After the first year, the claimant shall pay ½ the MSRP or List Price of the warranted component.

Accessories. Included accessories, filters or poles are covered by this Limited Warranty for a period of (90) days from the original date of purchase of the product.

Instructions. Please retain the original box and internal packaging materials. To obtain warranty service, you must comply with the following requisite instructions:

- (1) Visit Water Tech Corp's Customer Support Department via the web at [www.wtrma.com](http://www.wtrma.com). You will be guided through the correct process on how to obtain the required RMA# (Return Merchandise Authorization Number.) All customers must obtain an RMA number before any product will be accepted for warranty service. If you need additional assistance, please contact us by telephone: (1-732-967-9888) or email: [customerservice@watertechcorp.com](mailto:customerservice@watertechcorp.com).
- (2) Package the unit and the WT battery charger only (if the unit requires a WT charger ) properly and securely in the original box.
- (3) Attach your RMA number and Bar-Code you received from the website to the outside of the package. If you could not print the RMA number and bar-code from the website you must write your RMA number in thick black indelible marker on two sides of the box.
- (4) Send the package by USPS or express courier of choice to: Water Tech Corp, 10 Alvin Court, East Brunswick, New Jersey 08816; (WT suggests you insure the contents of your package.) WT is not responsible for lost, stolen or damaged property in transit to WT.

Repair/Replacement Warranty. This Limited Warranty shall apply to any repair, replacement part or replacement product for the remainder of the original Limited Warranty period or for ninety (90) days, whichever is longer. Any parts or products replaced shall become the property of WT.

This Limited Warranty covers only product issues caused by defects in material or workmanship during ordinary consumer use; it does not cover product issues caused by any other reasons, including but not limited to product issues caused by **commercial use**, acts of God, misuse, abuse, limitations in technology, or modification of or to any part of the WT product. This Limited Warranty does not cover WT products sold AS IS or WITH ALL FAULTS or consumables (such as batteries). This Limited Warranty is invalid if the factory-applied serial number has been altered or removed from the product. This Limited Warranty is valid only in the United States and Canada.

EXPRESS LIMITATION: THIS LIMITED WARRANTY ONLY APPLIES IF THE PRODUCT WAS PURCHASED FROM AN AUTHORIZED WATER TECH DEALER. THIS WARRANTY IS NOT TRANSFERABLE

LIMITATION ON DAMAGES. WT WILL NOT BE LIABLE FOR ANY INCIDENTAL OR CONSEQUENTIAL DAMAGES FOR BREACH OF EXPRESS OR IMPLIED WARRANTY ON THIS PRODUCT.

DURATION OF IMPLIED WARRANTIES. EXCEPT TO THE EXTENT PROHIBITED BY APPLICABLE LAW, ANY IMPLIED WARRANTY OF MERCHANTABILITY OR FITNESS FOR A PARTICULAR PURPOSE ON THIS PRODUCT IS LIMITED IN DURATION OF THIS WARRANTY.

Some states do not allow the exclusion or limitation of incidental or consequential damages, or allow limitations on how long an implied warranty lasts, so the above limitations or exclusions may not apply to you. This Limited Warranty gives you specific legal rights and you may have other rights, which vary from state to state.

### Industry Canada Regulatory Information

CAN ICES-3 (B)/NMB-3 (B)

Avis d'Industrie Canada

CAN ICES-3 (B)/NMB-3 (B)

### FCC Compliance

This device complies with Part 15 of the FCC Rules. Operation is subject to the following two conditions:

- (1) This device may not cause harmful interference, and (2) this device must accept any interference received, including interference that may cause undesired operation.

NOTE: This equipment has been tested and found to comply with the limits for a Class B digital device, pursuant to Part 15 of the FCC Rules. These limits are designed to provide reasonable protection against harmful interference in a residential installation. This equipment generates, uses and can radiate radio frequency energy and, if not used in accordance with the instructions, may cause harmful interference to radio communications. However, there is no guarantee that interference will not occur in a particular installation, if this equipment does cause harmful interference to radio or television reception, which can be determined by turning the equipment off and on, the user is encouraged to try and correct the interference by one or more of the following measures:

- Reorient or relocate the receiving antenna.
- Increase the separation between the equipment and receiver.
- Connect the equipment into an outlet on a circuit different than that to which the receiver is connected.
- Consult the dealer or an experienced radio/TV technician for help.

NOTE: Changes or modifications not expressly approved by the party responsible for compliance could void the user's authority to operate the equipment.

- |           |  |                 |  |
|-----------|--|-----------------|--|
| P24X006   | 1. Vacuum Head                               | P20X003LIV2     | 5. Motor Box                                 |
| P32X002   | 2. Nose Cap                                  | LC099-2SK-US-EU | 6. Charger and EU Adapter                    |
| P30X022XF | 3. Multi Layer Filter Bag - for small debris | P30X022AP       | 7. All Purpose Filter Bag - for large debris |
|           | 4. Cleaner Body                              |                 |  |

**⚠** Only use the battery charger supplied with the cleaner.

**Specifications**

Battery charger Input.....100-240V-50-60Hz, 400mA Maximum  
 Battery charger Output.....8.4V, === 1.A  
 Battery Technical Data.....7.4V, 2200mAh, 16.28Wh, 2S1P Li-Ion

Water temperature range.....Maximum 96°F, (35°C) Minimum 40°F, (5°C)  
 Operation Depth.....Maximum 9.8 ft. (3.0 m), Minimum 10 in. (0.25 m)  
 Charge temperature.....Maximum 100°F, (37.7°C) Minimum 50°F, (10°C)

**A Charging Your Cleaner**

Initial Charge **4 Hours**  
 Recharging (After Complete Discharge) **4 Hours**  
 Maximum charging time should not exceed **24 Hours**

**B Inserting the Filter Bag**

**C Attaching the Vacuum Head**

**Cleaning the Filter Bag**

- You should remove and clean the Filter Bag following each use (Figure F.1).
- Don't scrub the bag against itself while rinsing it.

**Long Term Storage**

- Always clean the Nose Cap and Filter Bag before storing.
- Always store and charge your cleaner in a cool, dry indoor shelter.
- Recharge the cleaner indoors for 4 hours after each month of inactivity.
- Never leave your charger connected to the cleaner for more than 24 hours.

**End of Life Disposal / Recycling Directive**

**Environmental Program(s), WEEE European Directive**

Please respect the European Union regulations and help to protect the environment.

Return non-working electrical equipment to a facility appointed by your municipality that properly recycles electrical and electronic equipment.  
 Do not dispose them in unsorted waste bins. For items containing removable batteries, remove batteries before disposing of the product.

Environmental Recycling Programs USA



Help protect the environment.



**WATER TECH™**  
*“The pool invention people”*

**welldana®**  
